




AGAVE INFUSED NECTAR: DOSING GUIDE

DOSE PER CAP	MG COUNT	CONSUMER LEVELS	USER EXPERIENCE
1/2	6.25 MG	LIGHT USER/ ENTRY LEVEL	MINIMAL TO LOW EFFECTS
1	12.5 MG	MODERATE USER	MILD TO MODERATE EFFECTS
2-4 	25 MG - 50 MG	EXPERIENCED USER	MEDIUM TO HIGH EFFECTS
5-10 	62.5 MG - 125 MG	ADVANCED USER	ADVANCED TO EXTREME EFFECTS
10+ 	125 MG+	HEAVY USER	ADVANCED TO EXTREME EFFECTS



WARNING

THIS IS A HIGHLY CONCENTRATED THC PRODUCT. WE RECOMMEND EXTREME CAUTION WHEN CONSUMING THIS PRODUCT TO AVOID ADVERSE EFFECTS. GIVE SUFFICIENT TIME (UP TO 60 MINUTES) FOR THE PRODUCT TO TAKE EFFECT BEFORE INCREASING THE DOSE. FOR QUESTIONS REGARDING THE APPROPRIATE DOSE FOR YOU, PLEASE CONTACT YOUR PHYSICIAN.

1 CAP = 12.5 MG

1 BOTTLE = 300 MG